

14 Datsuns to go with Everything.





280-Z Everything, body and soul.

Two seats or four. In two sensual GTs. 280-Z and 280-Z 2+2.

Fuel injected SOHC 6-cylinder power that comes on smooth. And keeps on coming. Fully independent suspension, power assisted brakes, discs up front, low-profile steel belted radials. Precise rack and pinion steering.

Cockpit appointments include fully instrumented dash, AM/FM radio, reclining bucket seats (fold-down rear seat in 2+2). Tinted glass, power antenna, electric rear window defogger. Four-speed stick shift standard, automatic optional. Factory installed air conditioning available, too.



Wherever you go in these magnificent machines, you're pleasure-bound.

For complete gas mileage information, see inside back cover.

SPECIFICATIONS

DIMENSIONS	DATSUN 280-Z	DATSUN 280Z 2+2
Length.....	173.2 in.....	185.4 in.
Width.....	64.2 in.....	65.0 in.
Height.....	51.0 in.....	51.4 in.
Wheelbase.....	90.7 in.....	102.6 in.
Tread, front.....	53.3 in.....	53.3 in.
rear.....	53.0 in.....	53.0 in.

ENGINE: 6-cylinder, in-line SOHC, water-cooled.
Bore and stroke..... 3.39 in. x 3.11 in.
Displacement..... (2,753cc) 168.0 cu. in.
Compression Ratio..... 8.3:1
Electronic Fuel Injection (EFI) (California—Catalytic converter)





610. Everything for friends and family.



Four passenger accommodations in three stylish models. The quality shows everywhere. The economy's deep down in the fuel-efficient overhead cam engine. In the tough unibody and finely engineered components.

Among the no-cost extras: Electric rear window defogger, 3-speed wipers. Steel belted, white sidewall radial tires. Fully independent suspension on the Sedan and Hardtop.

Fully reclining bucket seats, tinted glass and flow-through fresh air system are standard Datsun traditions.

Radios, stereos, air conditioning and automatic transmission are a few of the affordable options.

Ease of entry through two, four or five doors is matched by ample interior room and trunk space. (The Wagon has nearly 60 cubic feet of cargo area!)


A Datsun 610. For economy that's exciting.

For complete gas mileage information, see inside back cover.

SPECIFICATIONS

DIMENSIONS	HARDTOP	4-DOOR SEDAN	5-DOOR WAGON
Length	174.0 in.	174.2 in.	176.2 in.
Width	63.0 in.	63.0 in.	63.0 in.
Height	54.5 in.	55.3 in.	55.7 in.
Wheelbase	98.4 in.	98.4 in.	98.4 in.
Tread, front	51.6 in.	51.6 in.	51.6 in.
rear	52.0 in.	52.0 in.	52.0 in.

ENGINE: 4-cylinder, in-line SOHC, water-cooled.
 Bore and Stroke..... 3.35 in. x 3.39 in.
 Displacement..... (1952cc) 119.1 cu. in.
 Compression Ratio..... 8.5:1
 Carburetion..... Hitachi 2-barrel, downdraft carburetor.



710. Everything from economy to class.



Happy mediums. Mid-size machines with plenty of room and comfort. Plus the economy of many smaller cars.

Four models for a variety of family needs. All with one thing in common: Datsun quality engineering.


Rigid, squeak-free unibodies. Deep strut front suspensions that cradle the car. Power assisted brakes, discs up front. Everything finely detailed, assembled and finished.

White sidewall tires are standard. So are reclining bucket seats, carpets, tinted glass. Plus electric clock and rear window defogger.

Sedan trunks with flat floors. 46 cubic feet of Wagon cargo area. Performance and great gas mileage from a proven single overhead cam engine.

Add air conditioning, automatic transmission, racks and radios: A whole family of sensational 710s, just right for your family.

For complete gas mileage information, see inside back cover.



SPECIFICATIONS

DIMENSIONS	2-DOOR SEDAN	4-DOOR SEDAN	HARDTOP	WAGON
Length	171.1 in.	171.1 in.	171.1 in.	173.2 in.
Width	62.2 in.	62.2 in.	62.2 in.	62.2 in.
Height	55.3 in.	55.3 in.	54.5 in.	56.1 in.
Wheelbase	96.5 in.	96.5 in.	96.5 in.	96.5 in.
Tread, front	51.6 in.	51.6 in.	51.6 in.	51.6 in.
rear	52.4 in.	52.4 in.	52.4 in.	52.4 in.

ENGINE: 4-cylinder, in-line SOHC, water-cooled.
 Bore and Stroke 3.35 in. x 3.39 in.
 Displacement (1952cc) 119.1 cu. in.
 Compression Ratio 8.5:1
 Carburetion . . Hitachi 2-barrel, downdraft carburetor.





B-210. Everything for fun and savings.

Datsun's deluxe trio of super-savers. Three economical beauties that get super gas mileage and make it fun.




Racing success as the SCCA C-Sedan champ breeds durability. They're engineered for low maintenance and easy repair, too.

Driving them is pure joy. The high cam engine is as responsive as it is thrifty. Power assisted front disc brakes even have a special Nissan brake proportioning (NP) valve to fight skids.

Tinted glass and flow-through fresh air keep you cool. Air conditioning is optional, as is automatic transmission.

Big features like fully reclining bucket seats and an electric rear window defogger. Little ones like a trip odometer. You get them all in finely detailed machines. Tailored to your needs with 2, 3, or 4 doors. Perfect cars for the times.

For complete gas mileage information, see inside back cover.



SPECIFICATIONS

DIMENSIONS	2-DOOR SEDAN	4-DOOR SEDAN	HATCH- BACK
Length	163.0 in.	163.0 in.	162.2 in.
Width	60.8 in.	60.8 in.	60.8 in.
Height	53.5 in.	53.5 in.	53.0 in.
Wheelbase	92.1 in.	92.1 in.	92.1 in.
Tread, front	50.2 in.	50.2 in.	50.2 in.
rear	49.0 in.	49.0 in.	49.0 in.



ENGINE: 4-cylinder, in-line OHV high cam, water-cooled.


Bore and Stroke. 2.99 in. x 3.03 in.

Displacement. (1397cc) 85.2 cu. in.

Compression Ratio. 8.5:1

Carburetion. Hitachi 2-barrel, downdraft carburetor.





Li'l Hustlers. Everything for happy hauling.

America's No. 1 selling small truck in two sizes. Standard with a 6 ft. bed. Stretch with seven feet (and an easy-riding 110 in. wheelbase).

Vocation and vacation versatility, too. They help make your living, or help make living more enjoyable. Take big loads or small. Campers, bikes or bales.

Teamed with a 4-speed stick shift, Datsun's hi-torque 2-liter SOHC engine meets any challenge. Saves gas and maintenance.

Driving and riding comforts are tops. The 2-speed heater is quick and potent. Flow-through fresh air exhausts through invisible ports. A package tray and glove box stash incidentals. You can even add automatic transmission and air conditioning.

SPECIFICATIONS

DIMENSIONS	(Standard)	(Stretch)
Length.....	169.3 in.....	184.7 in.
Width.....	62.6 in.....	62.6 in.
Height.....	60.8 in.....	60.8 in.
Wheelbase.....	100.2 in.....	110.0 in.
Tread, front.....	49.6 in.....	49.6 in.
rear.....	50.8 in.....	50.8 in.
Min. Road Clearance	7.9 in.....	7.9 in.
BED		
Length.....	73.2 in.....	88.6 in.
Width.....	56.3 in.....	56.3 in.
Depth.....	15.7 in.....	15.7 in.
Tie-down hooks....	11	13

ENGINE: 4-cylinder, in-line SOHC, water-cooled.
 Bore and Stroke..... 3.35 in. x 3.39 in.
 Displacement..... (1952cc) 119.1 cu. in.
 Compression Ratio..... 8.5:1
 Carburetion..... Hitachi 2-barrel, downdraft carburetor.



Take a test drive. See what Li'l Hustlers can do for your trucking!

For complete gas mileage information, see inside back cover.

GAS MILEAGE INFORMATION

MODEL	49 STATES MANUAL TRANSMISSION		49 STATES AUTOMATIC TRANSMISSION	
	CITY MPG	HWY MPG	CITY MPG	HWY MPG
280-Z 280-Z 2+2	16	27	17	22

MODEL	CALIFORNIA MANUAL TRANSMISSION		CALIFORNIA AUTOMATIC TRANSMISSION	
	CITY MPG	HWY MPG	CITY MPG	HWY MPG
280-Z 280-Z 2+2	17	25	17	22

MODEL	49 STATES MANUAL TRANSMISSION		49 STATES AUTOMATIC TRANSMISSION	
	CITY MPG	HWY MPG	CITY MPG	HWY MPG
610 SEDANS	23	33	23	29
610 WAGON	23	32	22	26

MODEL	CALIFORNIA MANUAL TRANSMISSION		CALIFORNIA AUTOMATIC TRANSMISSION	
	CITY MPG	HWY MPG	CITY MPG	HWY MPG
610 SEDANS	21	30	23	30
610 WAGON	21	30	23	30

MODEL	49 STATES MANUAL TRANSMISSION		49 STATES AUTOMATIC TRANSMISSION	
	CITY MPG	HWY MPG	CITY MPG	HWY MPG
710 SEDANS	23	33	23	29
710 WAGON	23	33	23	29

MODEL	CALIFORNIA MANUAL TRANSMISSION		CALIFORNIA AUTOMATIC TRANSMISSION	
	CITY MPG	HWY MPG	CITY MPG	HWY MPG
710 SEDANS	22	33	23	28
710 WAGON	21	30	23	30

GAS MILEAGE INFORMATION

MODEL	49 STATES MANUAL TRANSMISSION		49 STATES AUTOMATIC TRANSMISSION	
	CITY MPG	HWY MPG	CITY MPG	HWY MPG
STANDARD BED STRETCH BED	22	31	21	27

MODEL	CALIFORNIA MANUAL TRANSMISSION		CALIFORNIA AUTOMATIC TRANSMISSION	
	CITY MPG	HWY MPG	CITY MPG	HWY MPG
STANDARD BED STRETCH BED	20	31	22	27

MODEL	49 STATES MANUAL TRANSMISSION		49 STATES AUTOMATIC TRANSMISSION	
	CITY MPG	HWY MPG	CITY MPG	HWY MPG
B-210 H.B. & SEDANS	29	41	26	34

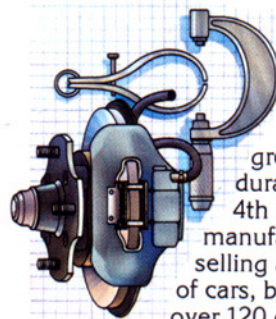
MODEL	CALIFORNIA MANUAL TRANSMISSION		CALIFORNIA AUTOMATIC TRANSMISSION	
	CITY MPG	HWY MPG	CITY MPG	HWY MPG
B-210 H.B. & SEDANS	29	41	27	35

The figures quoted give an estimated fuel consumption and are the result of E.P.A. dynamometer tests. Depending on driving habits and the condition of your vehicle, your mileage may be more or less. California vehicles differ due to the use of different exhaust emission equipment to meet the more stringent regulations of that State.

Specifications and prices subject to change without notice. Some photos show optional radios, roof racks and/or side stripes.

A tradition of doing things right.

A tradition of engineering.



From the beginning in 1932, Nissan engineering has been the essential ingredient. From it grew performance, durability, value. And the 4th largest automotive manufacturer in the world selling a great many models of cars, buses and trucks in over 120 countries. By 1959 Nissan engineering had produced for the American market a revolutionary sedan, the Datsun 310.

Proven on a world of roads, Datsun Li'l Hustlers followed, bringing a new brand of trucking to the U.S. in 1962. Beginning in 1965, Datsun 1600 and 2000 sport cars won hearts on the highway, victories on the race track.



The 310 and 410 sedans and wagons were supplanted in 1967 by the innovative 510s. This roomy series of passenger cars had such sophisticated features as an efficient single overhead cam drive with a double roller chain cam drive. Front disc brakes and fully independent suspension were standard items previously available only on cars costing much more.

Four years of research produced the award-winning 240-Z in 1970. Then the Datsun 1200, 610 and 710 sedan and wagon series were introduced. In 1974 came the 260-Z. And in 1975 the fuel injected 280-Z

selected by Road and Track Magazine as the best GT car in its class and one of "The Ten Best Cars For a Changing World." Inherent in all: engineering excellence and a tradition of reliability, economy and comfort.

A tradition of value.

Datsun is designed to pay off immediately in fuel economy and maintenance savings. When trade-in time comes, it commands a respectable price.

Dollar stretching is a Datsun specialty. For instance, minimizing body weight increases tire life and cuts gas consumption. Datsun no-cost extras are legendary saving devices. What you don't pay extra for makes the travel dollar count for more. Then there's the careful craftsmanship that fights wear and tear way down the road. That's miles and miles of value.

What all this adds up to is one

of the better warranties around, 12 months or 12,500 miles. A warranty that may seldom be taken advantage of because Datsuns are built to run trouble-free.

A tradition of winning.

Datsun virtues translate easily into racing victories. In production classes of the Sports Car Club of America, Datsun Z-Cars have won national championships five years running. Plus two East African Safaris, and four straight ('71 thru '74) SCCA Rally Manufacturers' Championships



Datsun 280-Z. 1975 IMSA GTU Driver's and Manufacturer's Champion.

in the United States.

Datsun 1200s and 510s were national sedan champs in their day (with two Trans-Am championships for the 510s). Datsun 1600 and 2000 sport cars took top honors in their SCCA Production Classes. Now, 710s and B-210s have won national SCCA sedan championships in their classes and the spirited Pickup hustled to a hard-won victory in the 1974 Baja 500.

Datsun races out of pride. And to prove the product. Down the line racing knowledge translates directly into better overall economy and performance in the Datsuns you buy.

A tradition of service.

We never let production and sales outpace parts and service. Keeping your Datsun in top shape has top priority, with Nissan Motor Corporation.

Here's how we do it. There are nearly 1,000 Datsun dealers throughout the U.S. These dealers are served by 10 strategically located regional depots. Each depot is connected by computer to the huge Master Parts Depot where over 50,000 different parts and components are stocked. If your dealer doesn't have a part you need, he picks up the phone, the computer taps out the order, and your



part is shipped that same day.

Dealer mechanics are trained in regional schools. They install the right part in minimum time to keep your utility up, your costs down.

Datsun traditions produce tough cars and trucks that are fun to drive and economical to own. That's what doing things right is all about.

DATSON DAVES

Nissan Motor Corporation in U.S.A.